



Cambridge IGCSE™

GEOGRAPHY

0460/43

Paper 4 Alternative to Coursework

October/November 2021

INSERT

1 hour 30 minutes

INFORMATION

- This insert contains additional resources referred to in the questions.
- You may annotate this insert and use the blank spaces for planning. **Do not write your answers** on the insert.



This document has **12** pages. Any blank pages are indicated.

Table 1.1 for Question 1

Results of students' measurements



	site	velocity (m/sec)	wetted perimeter (m)
upstream  downstream	1	0.4	3.5
	2	0.5	5.1
	3	0.6	7.4
	4	1.2	7.8
	5	1.6	12.1

Fig. 1.3 for Question 1

A fieldwork notebook



Content removed due to copyright restrictions.

Fig. 1.5 for Question 1

Powers' Scale of Roundness

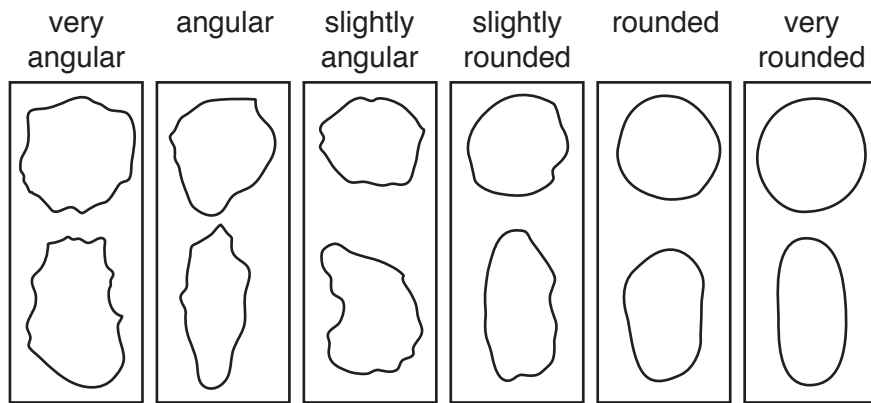


Table 1.2 for Question 1

Students' results of measuring roundness of rocks

upstream ← → downstream

	site 1		site 2		site 3		site 4		site 5	
	number of rocks	percentage	number of rocks	percentage	number of rocks	percentage	number of rocks	percentage	number of rocks	percentage
very angular and angular	6	30	5	25	1	5	3	15	0	0
slightly angular and slightly rounded	10	50	8	40	9	45	11	55	10	50
rounded and very rounded	4	20	7	35	10	50	6	30	10	50

Fig. 2.1 for Question 2

Route of by-pass road

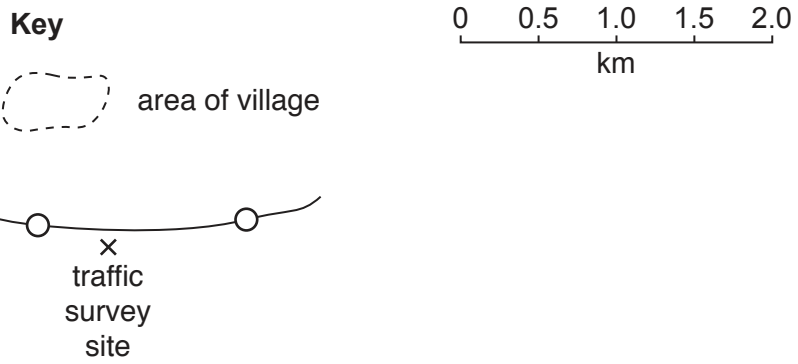
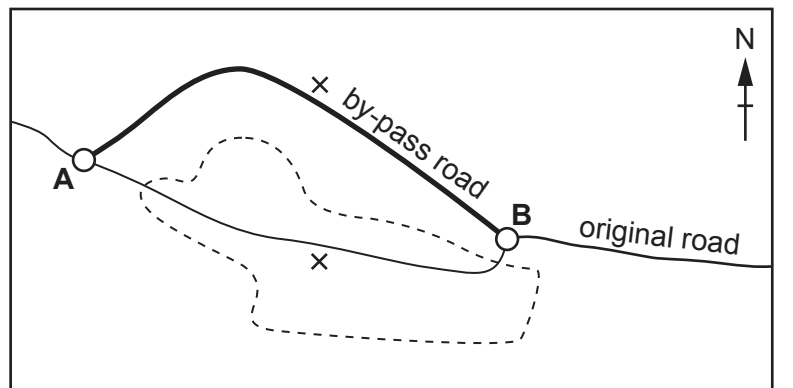


Table 2.1 for Question 2

Traffic survey results in the village 2016

time	vehicle category			total
	car/bike/taxi	van/minibus	lorry/bus/coach	
07:30–08:00	140	28	22	190
10:30–11:00	109	21	17	147
13:30–14:00	122	22	18	162
16:30–17:00	151	26	21	198
19:30–20:00	70	14	4	88

Table 2.2 for Question 2

Traffic survey results in the village 2018

time	vehicle category			total
	car/bike/taxi	van/minibus	lorry/bus/coach	
07:30–08:00	45	13	9	67
10:30–11:00	41	11	6	58
13:30–14:00	42	11	7	60
16:30–17:00	50	14	12	76
19:30–20:00	20	8	2	30

Fig. 2.2 for Question 2

Students' recording sheet

Road surveyed: <i>(circle)</i>		Time: <i>(circle)</i>	
road through village		07:30–08:00	
by-pass road		10:30–11:00	
		13:30–14:00	
		16:30–17:00	
		19:30–20:00	
Vehicle category		Total	
Car/bike/taxi			
Van/minibus			
Lorry/bus/coach			

Table 2.3 for Question 2

Traffic survey results on the by-pass road 2018

time	vehicle category			total
	car/bike/taxi	van/minibus	lorry/bus/coach	
07:30–08:00	97	18	13	128
10:30–11:00	65	13	16	94
13:30–14:00	69	15	12	96
16:30–17:00	104	18	13	135
19:30–20:00	42	10	3	55

BLANK PAGE

The boundaries and names shown, the designations used and the presentation of material on any maps contained in this question paper/insert do not imply official endorsement or acceptance by Cambridge Assessment International Education concerning the legal status of any country, territory, or area or any of its authorities, or of the delimitation of its frontiers or boundaries.

Permission to reproduce items where third-party owned material protected by copyright is included has been sought and cleared where possible. Every reasonable effort has been made by the publisher (UCLES) to trace copyright holders, but if any items requiring clearance have unwittingly been included, the publisher will be pleased to make amends at the earliest possible opportunity.

To avoid the issue of disclosure of answer-related information to candidates, all copyright acknowledgements are reproduced online in the Cambridge Assessment International Education Copyright Acknowledgements Booklet. This is produced for each series of examinations and is freely available to download at www.cambridgeinternational.org after the live examination series.

Cambridge Assessment International Education is part of the Cambridge Assessment Group. Cambridge Assessment is the brand name of the University of Cambridge Local Examinations Syndicate (UCLES), which itself is a department of the University of Cambridge.